

MONARCH GRIPS

RRP £24.99 / €29.99



KEY FEATURES

- 👑 TWO TEXTURE OPTIONS – MUSHROOM (TRAIL COMFORT) AND KNURL (RACE CONTROL)
- 👑 TWO THICKNESS OPTIONS – THIN (30–32MM) AND THICK (32–34MM)
- 👑 SOFT 20A COMPOUND FOR THE BEST GRIP LEVEL VS. DURABILITY TRADE-OFF
- 👑 TAPERED GRIP BODY & OFFSET CORE INCREASES IMPACT DAMPENING ON TOP WHILE IMPROVING POP AND FEEL UNDERNEATH
- 👑 ZIGZAG THUMB PAD PROVIDES MAXIMUM PRESSURE RELIEF FOR YOUR THUMB
- 👑 HIGH GRIP FINGER BARS ARE CUT INWARDS FOR MAXIMUM GRIP & FEEL TO THE BAR
- 👑 TAPERED CORE, MADE FROM 80% RECYCLED OCEAN PLASTIC, TAPS ONTO YOUR BAR TO PREVENT GRIP SLIP
- 👑 HALF FLANGE AND PINKY RAMP GIVE A REASSURING REMINDER WHERE THE EDGES OF THE BARS ARE.
- 👑 130MM GRIP AREA WITH A SLIM 8MM LOCKING CLAMP AND 3MM ALLEN KEY BOLT
- 👑 GRIPS AVAILABLE IN BLACK, RED, MANGO, TURQUOISE AND SLATE.
- 👑 INTERCHANGEABLE ANODIZED ALUMINIUM LOCK RINGS AVAILABLE IN 12X DIFFERENT COLOURS (SOLD SEPARATELY)
- 👑 GRIPS RRP £24.99 / €27.99
- 👑 LOCKRINGS RRP £11.99 / €13.99

WHAT IS IT?

THE MONARCH GRIP IS A DESCENDANT OF DECADES OF EXPERIENCE OF HANGING ON FOR DEAR LIFE AND AN 18 MONTH DESIGN DEVELOPMENT PROCESS. OVER THOSE 18 MONTHS WE'VE SURVEYED OVER 1000 PEOPLE FOR THEIR GRIP PREFERENCES AND PET HATES, TESTED COUNTLESS GRIPS AND EVEN SET UP OUR OWN INTERNAL 3D PRINTING AND CASTING WORKSHOP TO RAPIDLY TEST AND REFINE THE FINEST DETAILS THROUGH HUNDREDS OF HOURS OF TESTING – DOWN TO THE VERY LAST 0.25MM – SERIOUSLY!

THE RESULT IS A GRIP DESIGN WITH AN OFFSET AND TAPERED CORE, TAPERED GRIP PROFILE, SOFT 20A COMPOUND, SLIM 8MM CLAMP (FOR MAX GRIP AREA), UNIQUE ZIGZAG PRESSURE RELIEF THUMB PAD, HIGH GRIP FINGER BARS (CUT INWARDS NOT OUTWARDS – THIS IS IMPORTANT!), TWO TEXTURE OPTIONS AND TWO THICKNESS OPTIONS. PHEW!



FITTING INSTRUCTIONS

1. REMOVE OLD GRIPS AND THOROUGHLY CLEAN / DEGREASE BARS
2. SLIDE GRIPS ONTO BAR, ENSURING THE GRIPS ARE FITTED TO THE CORRECT SIDE. THE 'L' AND 'R' MARKINGS ON THE LOCKRINGS INDICATE LEFT AND RIGHT ORIENTATED GRIPS AND SHOULD BE FITTED TO THE LEFT AND RIGHT AS SEEN BY THE RIDER.
3. ORIENTATE CORRECTLY SO THAT THE CROWN LOGO ON THE END IS FACING UPWARDS. THIS WILL SET A GOOD DEFAULT POSITION FOR THE FINGERBARS AND THUMB PAD. ROLL FORWARDS OR BACKWARDS SLIGHTLY TO SUIT YOUR RIDING POSITION AND OR PREFERENCE.
4. TAP THE GRIP FULLY ONTO THE BAR TO ENSURE THE BAR IS DRIVEN FULLY INTO THE TAPERED CORE. A FIRM WHACK WITH A PALM SHOULD BE FINE, NO NEED FOR A HAMMER!
5. TIGHTEN 3MM ALLENKEY ON THE LOCKRING TO 3NM.
6. RIDE!

MONARCH GRIPS

RRP £24.99 / €29.99



“TRAIL COMFORT” MUSHROOM TEXTURE

THE MUSHROOM TEXTURE GETS ITS TITLE BY LOOKING LIKE THE CLASSIC FINS ON THE UNDERSIDE OF A MUSHROOM. USED FOR DECADES ON BMX GRIPS FOR ITS ABILITY TO ABSORB IMPACTS. EACH FIN OF A MUSHROOM TEXTURE IS EVENLY SPACED WITH A GAP THE SAME WIDTH AS THE FIN. THIS IS IMPORTANT SO THAT THE FIN CAN BE COMPRESSED BY THE HAND AND FLEX INTO THE SPACE NEXT TO IT. THIS PROVIDES A MUCH MORE COMFORTABLE, COMPLIANT, SHOCK ABSORBING TEXTURE COMPARED TO A KNURL TEXTURE. THE USER OF THIS GRIP COULD BE ANYONE FROM A TRAIL CRUISER LOOKING FOR MAXIMUM COMFORT THROUGH TO BIG HITTERS LOOKING TO TAKE THE STING OUT OF HIDEOUS ROCK GARDENS AND FLAT LANDINGS.



“RACE CONTROL” KNURL TEXTURE

THIS FIRM CLASSIC HAS BEEN USED AS A GRIP TEXTURE ON TOOL HANDLES FOR WELL OVER 100 YEARS, AND FOR GOOD REASON – A KNURL PROVIDES AN EXCELLENT, CONSISTENT AND AGGRESSIVE GRIP. EACH 'KNURL' IS A DIAMOND SHAPE CREATING A SHARP POINT. IT'S THIS SHARP POINT WHICH PROVIDES THE GRIP YET ITS SHALLOW PROFILE PROVIDES A STURDY BASE, WHICH CREATES VERY POSITIVE FEEDBACK AND INCREASED CONTROL COMPARED TO A MUSHROOM TEXTURE. THE USER OF THIS GRIP WOULD MORE LIKELY BE A RACER AND PREFER THIS TEXTURE FOR ITS INCREASED AGGRESSIVE FEEL AND PRECISION CONTROL.

COLOURS – BOTH TEXTURE OPTIONS ARE AVAILABLE IN FIVE COLOUR OPTIONS: BLACK, SLATE, TURQUOISE, RED AND MANGO AND COME WITH BLACK CLAMPS AS STANDARD.

MONARCH GRIPS

RRP £24.99 / €29.99



ALL CARDBOARD PACKAGING

MONARCH GRIPS ARE PACKAGED ONTO AN ALL-CARDBOARD BACKING BOARD (OKAY APART FROM THE METAL RIVETS!) WITH PAPER PULP PLUGS INSTEAD OF THE SINGLE-USE PLASTIC ONES TYPICALLY USED.

THE GRIPS CAN BE ROTATED UPWARDS BY A POTENTIAL CUSTOMER WHILE ON THE PACKAGING TO PROVIDE AN ACCURATE DEMONSTRATION OF HOW THE GRIPS WILL FEEL WHEN FITTED TO THE BARS.



MONARCH GRIPS

RRP £24.99 / €29.99



THIN VS. THICK


PEOPLE COME IN ALL SHAPES AND SIZES – AND SO DO THEIR HANDS – SO HAVING A ONE SIZE FITS ALL APPROACH TO GRIP DIAMETER IS ALMOST AS CRAZY AS OFFERING A ONE SIZE FITS ALL GLOVE. OUR THIN GRIP HAS 30MM DIAMETER ON THE INSIDE AND 32MM ON THE OUTSIDE AND THICK GRIP 32MM ON THE INSIDE, 34MM OUTSIDE. THIS NOT ONLY MAKES THE THICK GRIP AN IDEAL DIAMETER FOR PEOPLE WITH LARGER HANDS BUT ALSO AN EXTRA 2MM OF IMPACT DAMPENING RUBBER COMPARED TO THE THIN.

YOUR IDEAL GRIP SIZE DEPENDS ON YOUR RIDING STYLE, TRAIL CONDITIONS, HAND SIZE, AND WHETHER YOU WEAR GLOVES OR NOT SO IT CAN BE AS MUCH PERSONAL PREFERENCE AS A SCIENCE WHEN SELECTING WHICH IS RIGHT FOR YOU. AS A GENERAL RULE PEOPLE WITH BIGGER HANDS (XL GLOVE SIZE UPWARDS) SHOULD OPT FOR A THICKER GRIP HOWEVER, SOME AGGRESSIVE RIDERS (EVEN ONES WITH MASSIVE HANDS) MAY PREFER A THIN GRIP TO ACHIEVE BETTER BAR FEEL AND PRECISE CONTROL. CONVERSELY PEOPLE WITH SMALLER HANDS, WHO MIGHT OTHERWISE BE BEST SUITED TO A THINNER GRIP, MAY PREFER THE COMFORT AND FATIGUE REDUCTION OF THICK GRIPS OVER ULTIMATE CONTROL.

TAPERED DIAMETER

A TAPERED GRIP MEANS THAT ITS DIAMETER INCREASES FROM THE INSIDE TO THE OUTSIDE OF THE GRIP. OUR THIN GRIP HAS 30MM DIAMETER ON THE INSIDE AND 32MM ON THE OUTSIDE, AND THE THICK GRIP HAS 32MM ON THE INSIDE, 34MM OUTSIDE.

THIS TAPER HELPS TO CREATE A MORE NATURAL GRIPPING ANGLE BY SUPPORTING YOUR PALM AND REDUCING PRESSURE ON LONG RIDES. THE TAPER IN THE RUBBER ALSO RESULTS IN A THINNER SECTION OF RUBBER ON THE INSIDE OF THE GRIP (FOR MORE BAR FEEL) AND A THICKER SECTION OF RUBBER ON THE OUTSIDE OF THE GRIP (FOR MORE IMPACT CUSHIONING). THIS TAPER ALSO WORKS WITH THE OFFSET CORE TO FURTHER INCREASE THE THICKNESS OF RUBBER ON THE TOP SURFACE, INCREASING IMPACT CUSHIONING EVEN FURTHER!



MONARCH GRIPS

RRP £24.99 / €29.99



COMFORT THUMB PAD


YOUR THUMB IS THE ONLY PART OF YOUR HAND THAT GRIPS THE REAR SIDE OF THE GRIP. THIS MEANS EVERY ROCK, DROP, ROOT OR RAIL CAN RESULT IN A SMALL IMPACT AND RUB BETWEEN YOUR THUMB AND GRIP, AND CAN LEAD TO HOT SPOTS AND BLISTERS ON THE INSIDE OF YOUR THUMB (PARTICULARLY THE METACARPAL BONE / KNUCKLE). OUR COMFORT THUMB PAD EXTENDS FURTHER OUT FROM THE GRIP DIAMETER TO PROVIDE MORE SUPPORT AND CUSHIONING TO YOUR THUMB, AND HELP TO REDUCE THE RISK OF BLISTERS. ITS SHAPE HAS BEEN FINELY TUNED TO FIND A SWEET SPOT IN SIZE AND LOCATION TO CATER OPTIMALLY FOR SMALL HANDS, SHOVEL HANDS AND RIDERS WHO PREFER TO EITHER POSITION THEIR HANDS ON THE INSIDE OR OUTSIDE OF THE GRIP WHILE RIDING.

CORNERING FORCES NATURALLY CAUSE YOUR THUMB TO SHIFT LEFT AND RIGHT WHICH CAUSES THE STRAIGHT FINS OF A MUSHROOM TEXTURE TO COLLAPSE SIDE TO SIDE. THIS CAN NOT ONLY CREATE A DISTRACTING 'CLICKING' FEELING UNDER YOUR THUMB, BUT ALSO COMPROMISES THE LEVEL OF CUSHIONING AND BLISTER PROTECTION – ENTER THE ZIGZAG LIKE CORRUGATION IN A TIN ROOF, ADDING CORNERS TO A MUSHROOM FIN CREATES ADDITIONAL SUPPORT – THE TIGHTER THE ZIGZAG, THE MORE SOLID THE THUMB PAD BECOMES. REST ASSURED WE'VE AGONISED OVER THE ANGLES AND MEASUREMENTS OF OUR THUMBPAD TEXTURE TO GIVE YOU THE BEST THUMB SUPPORT AND CUSHIONING POSSIBLE.



HIGH GRIP FINGER BARS

CUTTING INTO THE DIAMETER OF THE GRIP RUBBER, OUR HIGH GRIP FINGER BARS OFFER MAXIMUM GRIP AND MINIMUM DISTRACTION. OPTIMALLY SPACED FOR DIFFERENT HAND SIZES AND FINGER LENGTHS, EACH FINGER BAR IS SLICED INTO BLOCKS, ALLOWING EACH TO FLOAT INDEPENDENTLY TO THE NEEDS OF YOUR FINGERS. OBSESSING OVER THE DETAILS ON THESE BARS WE EVEN HAD PROTOTYPES WITH 0.25MM DIFFERENCE IN DEPTH IN ORDER TO FIND JUST THE RIGHT BALANCE OF FEEL, DEPTH AND GRIP. THE INWARD CUT BARS ALSO WORK ALONGSIDE THE OFFSET CORE TO REDUCE THE DEPTH OF RUBBER ON THE UNDERSIDE AS MUCH AS POSSIBLE, THIS PROVIDES YOU WITH A SOLID FEEL TO THE FINGER BARS AND A MUCH MORE POSITIVE FEEL DIRECT TO THE BAR WITH YOUR FINGERTIPS WHEN PULLING UP. AFTER ALL, THERE'S NO NEED FOR CUSHIONING ON THE UNDERSIDE OF A GRIP WHEN ALL OF THE IMPACT TO YOUR HANDS IS COMING FROM THE TOP SURFACE.



MONARCH GRIPS

RRP £24.99 / €29.99



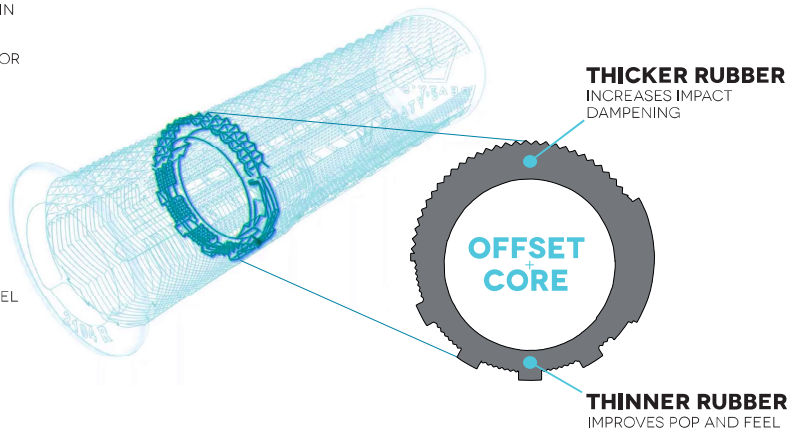

TAPERED CORE

THE CORE OF OUR GRIP HAS BEEN CUSTOM MADE TO TAKE A THINNER 8MM CLAMP RATHER THAN A MORE USUAL 11MM CLAMP. THIS IS ONLY A 3MM DIFFERENCE, BUT EVERY LITTLE HELPS TO MAXIMISE THE GRIPPABLE AREA (130MM) AND MINIMISE THE OVERALL WIDTH OF THE GRIP BODY ON YOUR BARS.

TO ENABLE US TO USE THIS THINNER CLAMP WE'VE ALSO TAPERED THE INTERNAL DIAMETER OF THE CORE SO THE BAR-END OF THE CORE IS SLIGHTLY SMALLER THAN THE DIAMETER OF THE BAR. THIS MEANS THE GRIP BITES ONTO THE END OF THE BAR AND ASSISTS THE CLAMP IN PREVENTING GRIP SLIP. THIS DOES MEAN YOU WILL NEED TO TAP THE GRIP FULLY ONTO THE BAR ON INSTALLATION, BUT IT REALLY IS A TAP WITH THE PALM OF YOUR HAND – NO NEED FOR A HAMMER!

OFFSET CORE

OUR CORE HAS ALSO BEEN OFFSET VERTICALLY DOWNWARDS WITHIN THE RUBBER OF THE GRIP, CREATING THICKER RUBBER ON THE TOP OF THE GRIP THAN THE BOTTOM. THIS, COMBINED WITH THE TAPERED RUBBER BODY AND FINGER BARS CUT INTO THE UNDERSIDE GIVE OUR GRIP THE MAXIMUM COMFORT ON THE TOP SURFACE WITH MAXIMUM GRIP AND FEEL ON THE UNDERSIDE!



**CORE MADE FROM
80% RECYCLED OCEAN PLASTICS**


MONARCH GRIPS

RRP £24.99 / €29.99



20A COMPOUND

BIKE GRIPS CAN COME IN LOTS OF DIFFERENT RUBBER COMPOUNDS BUT USUALLY RANGE FROM 30A DOWN TO 15A – THE HIGHER THE NUMBER, THE HARDER THE RUBBER. A 30A GRIP IS THE MOST COMMON COMPOUND TO COME SPEC'D ON MOST NEW BIKES. THEY'RE FIRM AND CAN BE QUITE HARSH TO RIDE, BUT THEY WEAR OUT SLOWLY AND ARE LESS LIKELY TO TEAR IF CRASHED. A 15A GRIP IS SUPER SOFT AND USUALLY USED BY SPECIALIST RACE GRIPS. THESE SUPER SOFT GRIPS ARE MUCH MORE GRIPPY AND THE SOFTNESS HELPS TO REDUCE IMPACT TO THE HANDS, BUT WITH MORE FRICTION COMES MORE WEAR SO THEY WILL WEAR OUT QUITE QUICKLY AND CAN TEAR EASILY IF CRASHED. OUR MONARCH GRIPS COME IN A 20A COMPOUND AS STANDARD WHICH DRAWS A BALANCE RIGHT DOWN THE MIDDLE – SOFT AND GRIPPY FOR AN AWESOME RIDE FEEL, YET DURABLE ENOUGH TO LAST!



HALF FLANGE AND PINKY RAMP

OUR HALF FLANGE IS THE PERFECT SIZE TO PROVIDE AN INTERNAL BUMP STOP FOR YOUR HANDS AND PROVIDE A COVER FOR THE HARD EDGED CLAMP BOLT WHEN THUMB SHIFTING. THIS IS MOST USEFUL FOR RIDERS WHO TEND TO POSITION THEIR HANDS TOWARDS THE INSIDE OF THE GRIP WHILE RIDING (INNIES). THE SMALL BUMP (OR 'PINKY RAMP') ON THE END OF THE GRIP PROVIDES YOU WITH SOME SUBTLE FEEDBACK AND REASSURANCE THAT YOUR HANDS ARE AT THE EDGE OF THE BAR WHILE RIDING THE ROUGH STUFF. IN WET CONDITIONS, AT THE END OF A LONG RACE RUN, THIS SUBTLE BUMP COULD ALSO BE THE DIFFERENCE BETWEEN YOUR HAND STAYING PLANTED ON THE GRIP IN AN UNEXPECTED IMPACT AND UNINTENTIONALLY BLOWING OFF THE END OF THE BAR! THE PINKY RAMP IS MOST USEFUL FOR RIDERS WHO TEND TO POSITION THEIR HANDS TOWARDS THE OUTSIDE OF THE GRIP WHILE RIDING (OUTIES).

THE PINKY RAMP ALSO PROVIDES SOME ADDITIONAL COMFORT FOR THOSE WHO HANG THEIR HANDS OFF THE EDGES OF THE BAR WHEN CLIMBING, OR SOME ADDITIONAL THICKNESS & PROTECTION TO THE GRIP WHEN DROPPED ON THE FLOOR – OR SCUFFED DOWN THE SIDE OF A CAR!

PINKY RAMP

HALF FLANGE



MONARCH GRIP LOCKRINGS

RRP £11.99 / €13.99



OUR REPLACEMENT MONARCH GRIP LOCKRINGS ARE AVAILABLE IN TWELVE ANODISED COLOUR OPTIONS, ARE MADE FROM 6061 ALUMINIUM AND COME WITH PREINSTALLED 3MM STAINLESS STEEL ALLEN KEYS BOLTS. TORQUE BOLTS TO A MAXIMUM OF 3NM.

KEY FEATURES

- ✔ TWO LOCKRINGS WITH 3MM ALLEN KEY BOLTS
- ✔ SLIMLINE 8MM WIDE CLAMP TO MAXIMISE GRIP AREA
- ✔ 6061 ALUMINIUM LOCK RINGS WITH STAINLESS STEEL BOLTS
- ✔ AVAILABLE IN TWELVE COLOUR OPTIONS
- ✔ LEFT AND RIGHT MARKINGS ON EACH CLAMP
- ✔ CARDBOARD ONLY BACKING BOARD WITH PAPER LOCKING WIRE
- ✔ RRP £11.99 / €13.99

FITTING INSTRUCTIONS

1. LOOSEN 3MM ALLENKEY ON LOCKRING.
2. REMOVE MONARCH GRIPS FROM BARS AND PULL OFF OLD LOCKRINGS.
3. RE-FIT NEW CLAMPS, ENSURING THE CORRECT SIDE IS FITTED TO THE CORRECT GRIP USING THE L & R MARKINGS ENGRAVED ABOVE THE ALLEN KEY.
4. WHEN FITTED CORRECTLY, THE FLAT EDGE OF THE LOCKRING SHOULD TOUCH THE RUBBER OF THE GRIP AND ALLENKEY FACING THE RIDER.
5. RE-FIT GRIPS, FOLLOWING OUR GRIP APPLICATION STEPS.
6. RIDE!

